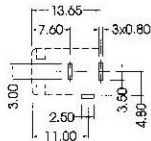
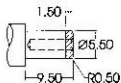


DC-080-0



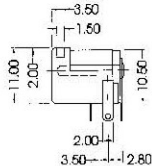
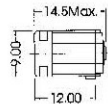
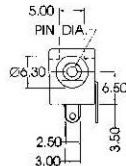
PIERCING PLAN



MATE PLUG



SCHEMATIC



PART NO.	PIN DIA.
<i>DC-080-001</i>	<i>Ø1.45mm</i>
<i>DC-080-002</i>	<i>Ø1.87mm</i>
<i>DC-080-003</i>	<i>Ø2.00mm</i>
<i>DC-080-004</i>	<i>Ø2.35mm</i>
<i>DC-080-005</i>	<i>Ø2.50mm</i>