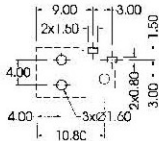
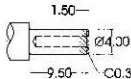


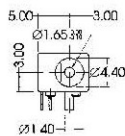
DC-210-001



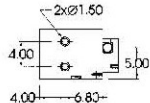
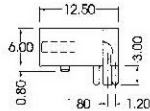
PIERCING PLAN



MATE PLUG



SCHEMATIC



PART NO.	PIN DIA.
DC-210-001	Ø1.65mm